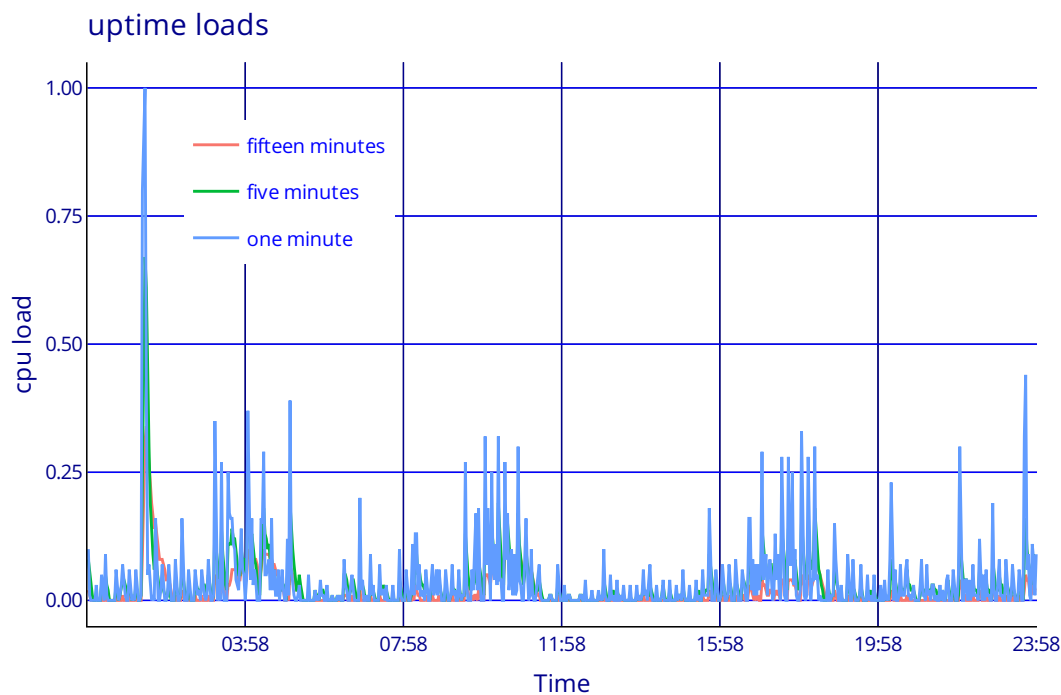
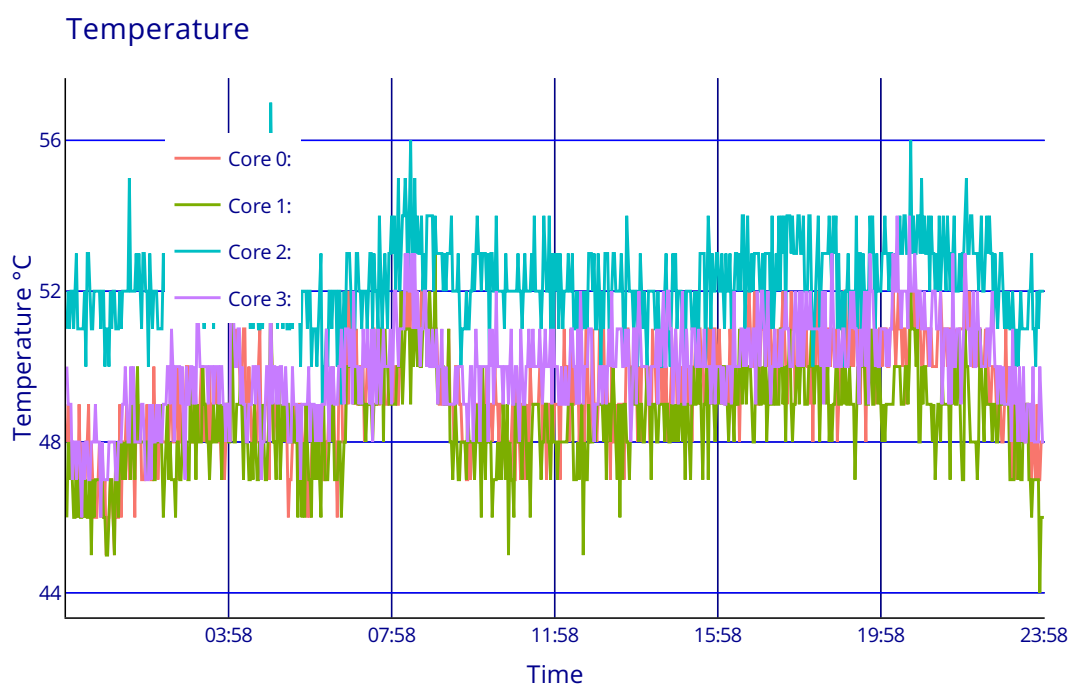


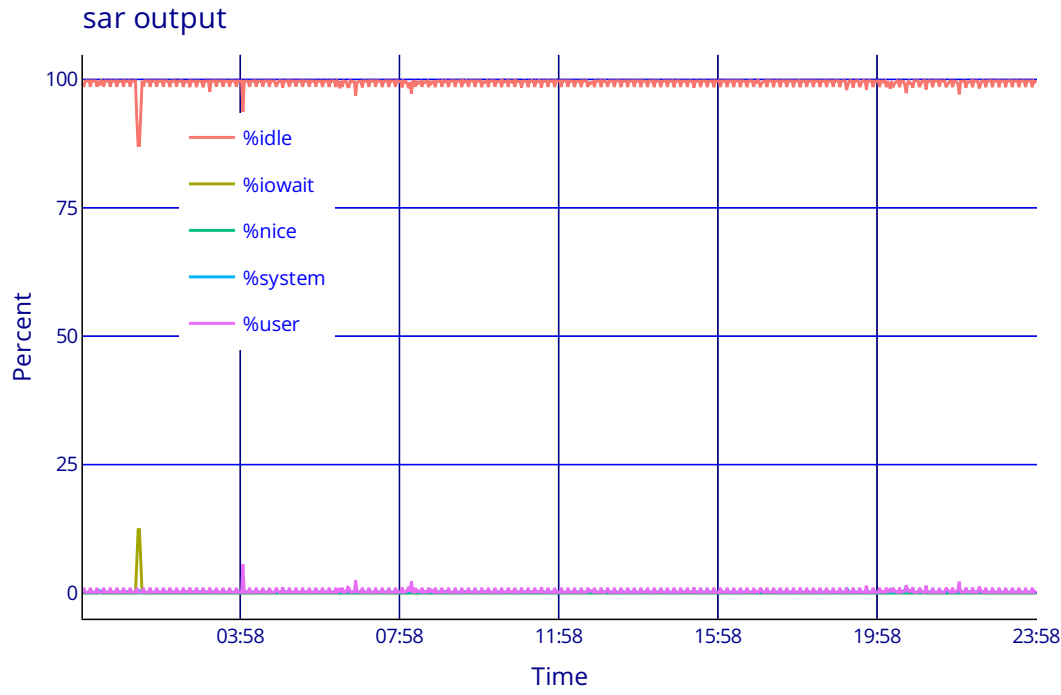
This is the cpu load history for the ThinkCentre m92p 3238 tiny form factor ([https://w.mcg-ct.com/M92\\_M92p\\_WE.pdf](https://w.mcg-ct.com/M92_M92p_WE.pdf)) server. This server has one Intel® Xeon® E3-1265L v2 CPU @ 2.50GHz processor, with 16 Gig of RAM and 12 Gig of swap. It has web, dns and email services running. The graph is from data sampled via the servers uptime command every two minutes. This powerful machine (4988.47 BogoMIPS per thread with 8 threads) has a very small footprint on the desk. It uses very little power and is EPEAT Gold Certified, ENERGY STAR 5.0 Compliant and GREENGUARD Indoor Air Quality Certified. It's Redhat Linux certified. As a consequence of it's energy efficiency, it's also very quiet (no fan noises, etc). This machine is currently running a recent version of 64 bit Fedora (<https://www.fedoraproject.org>).



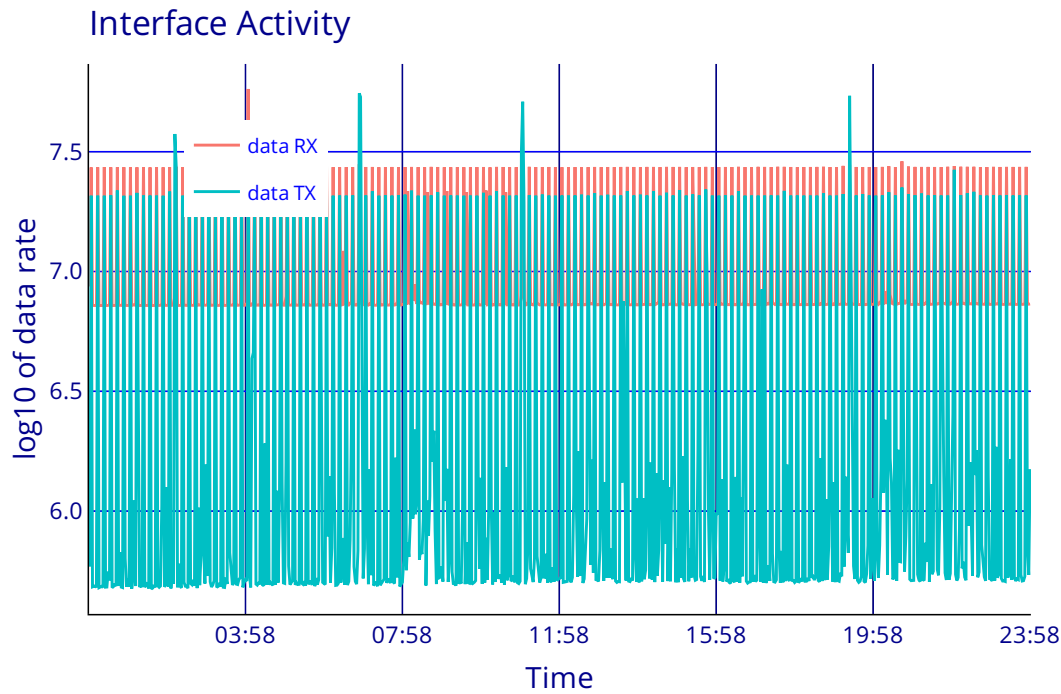
Below is the CPU core temperatures on the ThinkCentre. The data is taken every other minute from samples stored every two minutes.



Below is the sar output for utilization and page/vm fault activity on the ThinkCentre. The data is taken every other minute from a sar database of samples stored every two minutes.



Below is a graph of the interface use for tc1. The data for this graph is updated every two minutes.



Below is a graph of the df -k and free output for tc1. The data for this graph is updated every two minutes.

